

TOP

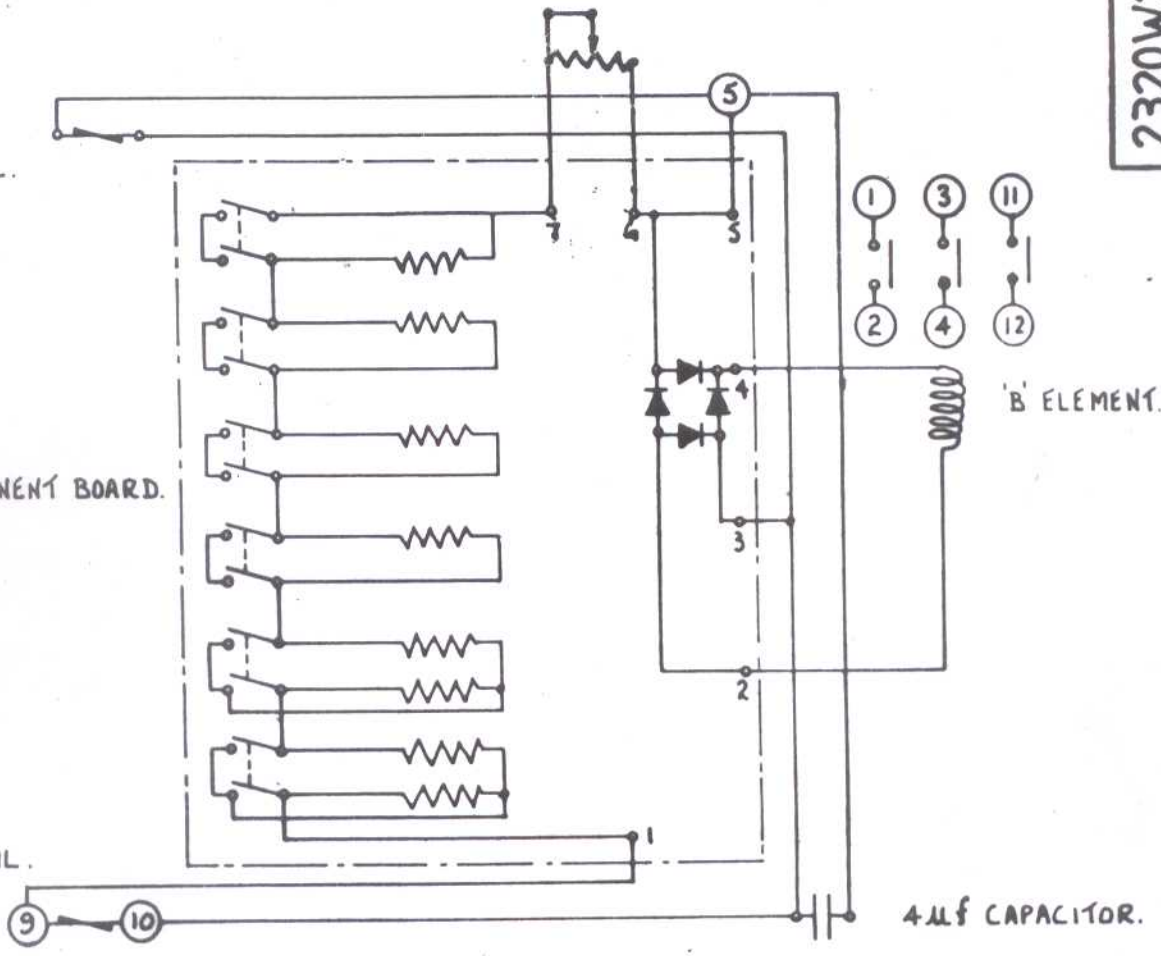
LOOKING ON FRONT OF RELAY.

2320W20015

1" METROSIL.

P.C. COMPONENT BOARD.

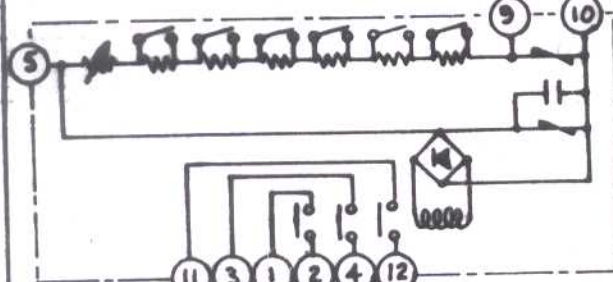
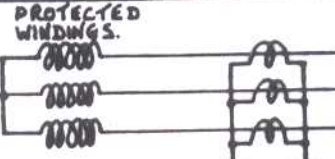
3" METROSIL.



EASUN REYROLLE LTD.
 CONTROLLED COPY
 (IF IN RED)
 ISSUED BY CTS

- ♁ male contact
- ⊞ break contact
- ⊙ c/o contact
- ⊕ mating point
- ⊞ plug bridge - shorting
- ⊙ ext conn
- unused conn
- ⊞ 5kV barrier test socket - shorting
- ⊙ plug & socket

TYPICAL SCHEMATIC FOR PHASE TO EARTH FAULT PROTECTION OF A.C. WINDINGS.



T indicates trip circuit isolation contacts
 ⊙ ⊙ C.T. shorting contact



JOB	APPROVED	CHECKED	DRAWN	DATE	SUPERSEDES	SCALE
	SIG & DATE	SIG & DATE	S. W. DAVIES	30-10-97		
DIAGRAM OF CONNECTIONS FOR SB3 RELAY IN VEDETTE CASE.					2320W20015	